MyMSC Instant Quote

- To retrieve a quotation using Instant Quote, navigate to either the Instant Quote button found in the top right of the dashboard, or use the drop-down menu located in the top left of the dashboard



- Start by designating the equipment type. Instant Quote supports dry 20DV, 40DV, 40HC as well as 20RE and 40HR reefer container types

Note: For special equipment types, hazardous, Shipper Owned containers or quotations with cargo protection please select the Tariff Form also found within the dashboard drop-down menu



- Next, select between Freight All Kinds (FAK) or commodity specific. If choosing commodity specific, you may type either the harmonized code or a short description and choose from the options that populate

- Following, enter the cargo weight (per container). You may choose between Kgs or Lbs weight types

MyMSC Instant Quote

- Specify the start point and end point by entering a few characters and selecting from the choices that populate.

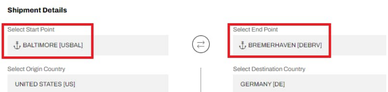

- Instant Quote also includes land locations for intermodal quotation. Ports are denoted by the anchor icon, while land locations are denoted by a map pin icon. When all information is added, click 'Search Rates'



Quotation tickets will appear for your combination. You'll be able to sort by price, transit time or shipping window

You'll be able to see transit times, shipping window, quote duration, pre-carriage time if applicable and the price.

Select 'Add to Basket' on at least one quotation and click 'Proceed to Quote' to continue

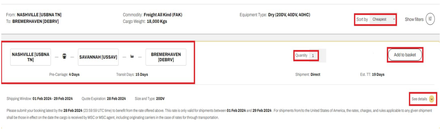

MyMSC Instant Quote

- By Clicking 'See Details' under each quotation ticket, you can see an itemized breakdown of all costs including freight charges, surcharges, import charges and intermodal costs if applicable.
- You can also see the free time, quote conditions and schedule within this view.

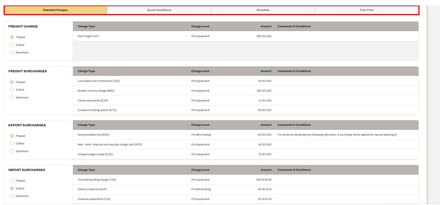

- Lastly, you may review your selection, the shipment details and quote conditions
- Click the Terms & Conditions box and click 'Save Quote' to save the quote to your account
- This quotation will be available within your dashboard within the Quotes widget and visible by clicking 'View all'

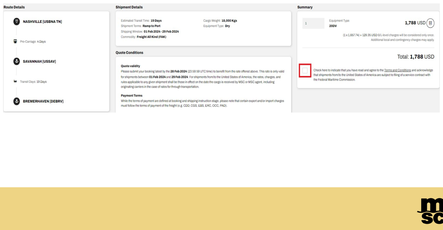

MyMSC Instant Quote

- Within the myMSC Dashboard, click View all to see all active and expired quotations without your account

- You may view the quote by clicking the magnifying glass button, create an eBooking with this quotation using the yellow shopping cart icon or forward this quotation through email

- When forwarding a quote, you may specify multiple email recipients separated by a semicolon.
- You may choose whether or not the recipients can see the rates attached to the quotation.